


## EZ-Accu Shot™ kits include:

- 5 vials of a single enumerated microorganism (1 lyophilized pellet per vial)
- 5 vials of hydrating fluid (1.2 mL in each vial)
- Peel-Off Certificate of Assay

## EZ-Accu Shot™ Instructions for Use

1

Remove one vial of hydrating fluid and one foil pouch containing lyophilized strain preparation (pellet) from refrigerated storage. Allow unopened vials (lyophilized strain preparation and hydrating fluid) to equilibrate to room temperature (about 30 minutes).



2



Tear open the foil pouch and remove the vial containing one lyophilized pellet.

3

Remove the cap from the pellet vial and the hydrating fluid vial. Tip one (1) pellet into the 1.2 mL vial of hydrating fluid. **ONLY ONE PELLETT MUST BE USED TO OBTAIN THE CHALLENGE CONCENTRATION OF <100 CFU PER 0.1 mL. IMMEDIATELY** recap hydrating fluid vial.



4

Vortex hydrated material to ensure homogenous suspension is achieved.

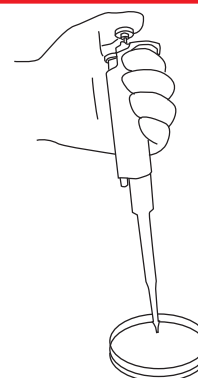
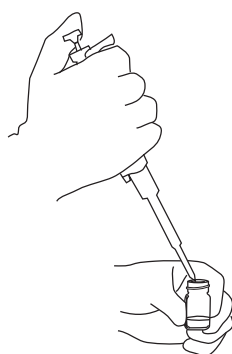


5

With a sterile pipette, transfer 0.1 mL of the hydrated suspension to the material being challenged (0.1 mL contains <100 CFU).

**Note: Remaining suspension can be refrigerated and used for up to 8 hours with exception of the catalog number 0484A, which must be used within 30 minutes.**

**Test suspension immediately after removing it from refrigerator.**



6

Proceed with the challenge procedure according to laboratory protocol. Refrigerate suspension at 2°C- 8°C if it will be used again. Discard any remaining hydrated material in accordance with the laboratory protocol for disposal of biohazard materials.